

# ATLANTA Koi CLUB



# Koi Chronicles



November 2007  
Volume 19, Issue 11

Dedicated to Sharing the Joy of Keeping Koi

Inside this issue:	
Show info Congratulations Officers! On the Road...	2
November Social Plans October meeting pictures	3
Water Quality (part 2)	4
Water Quality	5
Water Quality	6
AKC 2008 Koi & Goldfish Show	7
Treasurer's Report	8
Holiday Gifts MAKC Pictures	9
Building our "Dream" Pond	10
Dream Pond	11
Dream Pond	12
Membership	13
Meeting info	14



*Atlanta Koi Chronicles* is a monthly publication of the Atlanta Koi Club. Material is selected for its interest to Koi and Pond enthusiasts. AKC Koi Chronicles accepts no responsibility for the accuracy of the contents. Reproduction is permitted provided that this newsletter and/or the original source are credited. Articles may be submitted to the editor.

## By the Pond



David Boyd, President AKC

It is November and our year is coming to an end. Much has happened this year to make our club proud. Our club united to make things happen in a very positive manner.

Our club held its election in October and we have two new officers as Vice-president and Treasurer. I want to apologize for a mistake in my last month newsletter. I stated Harvey Siskin was running for Vice-president, the real person running was Gary Lee.

A couple years ago, I wrote that our club needed to grow. A few members said that our club had enough members and didn't need more. I explained that I was not wanting more members, but for our club to come together as a group. I am very happy to report that we managed to do this and make the Atlanta Koi Club a name that is known in a positive way in the Koi world.

The Atlanta Koi Club wants to thank Harvey Siskin for hosting our October meeting. It was at his home that the AKC held our elections for the out-going Vice-president David Marier and Treasurer Ron Scott. I am pleased to announce that our new Vice-president is Michael Anderson and our Treasurer is Steve Castel. Many thanks to David Marier and Ron Scott for the work they have done.

I am happy to report that we have started working on our show for next year. Many of the details need to be finalized, but the basic outline has been begun.

I have been asked to remind everyone that if they are interested in joining the KHA program that we have a scholarship that will help with the costs after they have graduated from the program.

Also I want to remind everyone that they will need to check their water after each water change, as the reservoirs get lower the different counties will be adding more chemicals to purify the water for drinking. This may cause problems if you are not watching the chemical levels.

I look forward to seeing everyone at the November Social.



**Don't forget to "Fall Back"  
On Sunday,  
4 November 2007 !**

## Atlanta Koi Club Officers 2007

### President

David Boyd  
pres@atlantakoiclub.org

### Vice President

David Marier  
vp@atlantakoiclub.org

### Secretary

Peggy Fricke  
scribe@atlantakoiclub.org

### Treasurer

Ron Scott  
money@atlantakoiclub.org

### Property Manager

Hervé Rijnveld  
staff@atlantakoiclub.org

### Appointed officers

#### Membership

Susan Brown  
join@atlantakoiclub.org

#### Koi Show

#### Koi Auction

#### Pond Tour

#### P.R. Director

Kathy Scales  
pr@atlantakoiclub.org

#### AKCA

Michael Anderson  
rep@atlantakoiclub.org

#### Newsletter Editor

Toni Anderson  
report@atlantakoiclub.org

#### Webmaster

Mike Hutson  
wizard@atlantakoiclub.org

## MAKC Doin's

Eight AKC members made the trek to rural Pennsylvania to the bi-annual MAKC "Koi America."

Gaye Jones and Vicki Knill showed goldfish.

The Atwells ran the AKCA Booth.

Vicki Vaughan held wet-labs.

Shorty Hord did the banquet table decorations.

The Andersons loafed and tried to get some vendors for our show.



Brenda Atwell is presenting our Friendship Award to John Prystowski for a Tancho size 3.

Photo by Carolyn Weise

## AKC CALENDAR 2008 <sup>2</sup>

**November 11, 2007:** *Winter Social*, Hosts — Michael and Kathy Adkins in Cumming (see more info on p.3 and p.12)

To host a 2008 meeting contact  
**Michael Anderson (678) 297-7926**  
Or [mcasan@comcast.net](mailto:mcasan@comcast.net)



## Congratulations!



**AKC's Officers for 2008** (front-back) Peggy Fricke, Secretary; Michael Anderson Vice President; Herve Rijnveld Equipment Manager; David Boyd, President; Steve Castel, Treasurer.

## ON THE ROAD TO..... KOI AMERICA

Vicki Knill

The word "annual" means something that happens during a one year period. Fish spawn annually each spring, blueberries ripen annually every summer, and the AKC koi show is staged annually every fall. However, Koi America doesn't happen annually, but rather every 2 years. This is the really big koi and goldfish show that should not be missed.

Not wanting to miss this year's great show Gaye Jones and I decided, "Road Trip"! As a Candidate Goldfish Judge this would provide me with the opportunity to shadow Tony Reynolds of Texas while he judged goldfish. Early Friday morning with Gaye's husband's Hummer loaded up we took our little dogs and left Atlanta for Westminster MD. Arriving in the early evening we had lots of time for Gaye to enter the goldfish she had brought. There were so many old friends to stop and chat with we were only able to take a quick look at a few of the 45 vendor's booths lining the walls of the cavernous Carroll County Agricultural Center.

Saturday Bay Bateman and I discussed the merits of the goldfish entry with Judge Tony Reynolds while he expertly followed through the judging assignment. Later, Bill Story and I sat down and went through his amazing photos, picking out pictures of the winning fish and sorting them for the banquet presentation. Walking around the show there were so many people to talk to and so little time. We briefly chatted with Michael and Toni Anderson who worked their vacation around the show. The vendor selection was truly amazing pond supplies, fish food, koi kichi clothing, art objects, home décor items, jewelry, gardening and landscape items, both indoor and outdoor plants, magazine or DVD subscriptions, books, and then there were the fish!

(Continued on page 7)

# November Social Sunday, November 11, 2007 at 2 pm


An afternoon of Tapas, Sharing and Friendship

Tapas, is an old Spanish tradition of small servings of food between major meals to refresh themselves for the remaining day. A time when people join together to not only nourish the bodies but also their souls.

After all the wonderful socials we have been to we thought it would be fun to do something we enjoy with our family, a custom of taking a "tentempié" (snack), or appetizer in the middle of the day. Sharing our favorite finger foods in a time old tradition we continue to enjoy every chance we can. To us it is a space in time where we stop our busy lives to share and enjoy each other, and feast on each others new food finds.

Tapas varies according to personal taste, and the foods you grew up around. The choices are as diverse as the favorites of each cook that brings the food to share.

If you will be joining us this month we invite you to share your personal favorite appetizer recipe(s) with other members of the club. Along with a food you chose to bring, we encourage you to bring the recipe and the history of the dish so you can pass along the enjoyment beyond the meeting.



Michael, the B.U.P.F. and I look forward to welcoming you all into our home.

Kathy

If you have any questions please feel free to call 770-605-0689 or email [kscales77@bellsouth.net](mailto:kscales77@bellsouth.net)



**We started the planning for the Koi Show in 2008!**



**Thanks, Harvey, for a beautiful venue !**





**You take care of the water and the koi will take care of themselves...  
You can't heal fish in a toilet...**

**95 % of all koi health problems can be traced back to problems with water quality...**

When I started the hobby I spent the majority of my time testing water and incessantly adjusting *everything* toward perfection. Know what? My fish paid the consequences. They became ill and some died from my over exuberance. In an earlier article, I talked about:

“Benign neglect” and noted our job is to “house, feed and change their linen ever so often.” (Biggio, 2007)

The same holds for water quality. More is not always better. Here our job is to:

Periodically test, spot trends and correct water quality problems.

## This month we expand on Joe’s Water Quality article.

**Spotting trends:** How do you do that? You record your tests so you can identify parameters that are changing up or down. As Joe said ‘*koi don’t do well with change*’. The reason has to do with stress and the “General Adaptive Syndrome”. So, if a parameter is outside its diurnal (morning to night and night to day) readings or consistently moving in one direction or the other, that parameter is **trending** in that direction. Here is an example of a simple form you can use to track your test results:

Pond:	[Type Pond ID...]			Frequency	Daily Weekly Monthly
	<i>Test</i>				
	<b>Acid/Base Balance</b>	<b>Ammonia</b>	<b>Nitrite</b>	<b>Alkalinity</b>	
<b>Date</b>	<b>7.0 – 8.5 pH pts</b>	<b>0 ppm</b>	<b>0 ppm</b>	<b>0 - 200 ppm (100 ppm ideal)</b>	<b>Ideal Range</b>

This leads us to the **frequency of testing**. There are probably as many opinions about the frequency of testing as there are koi keepers. Joe mentioned weekly testing, some of the literature says daily and the KHA program says monthly. So what’s right? Actually they all are. The KHA program teaches that **for the average koi keeper with an established pond monthly testing is adequate**. But it also notes that this isn’t always true and there are times when you need to test more often.

### **New ponds with uncycled filter or old ponds with a new uncycled filter**

You need to check water quality daily until nitrates start showing and **no** ammonia or nitrites are registering.

### **New ponds with cycled filter**

Until new pond stabilizes and readings of major parameters stay stable you should test weekly. (I have been unable to find any definition of the period of time during which a pond is considered new, but my personal opinion is 6 months is probably intended). (Meck, 2004):

Personally, I check Ammonia and nitrite monthly and for pH and KH, I test:

**Weekly** during spring and summer and  
**Monthly** during fall and winter

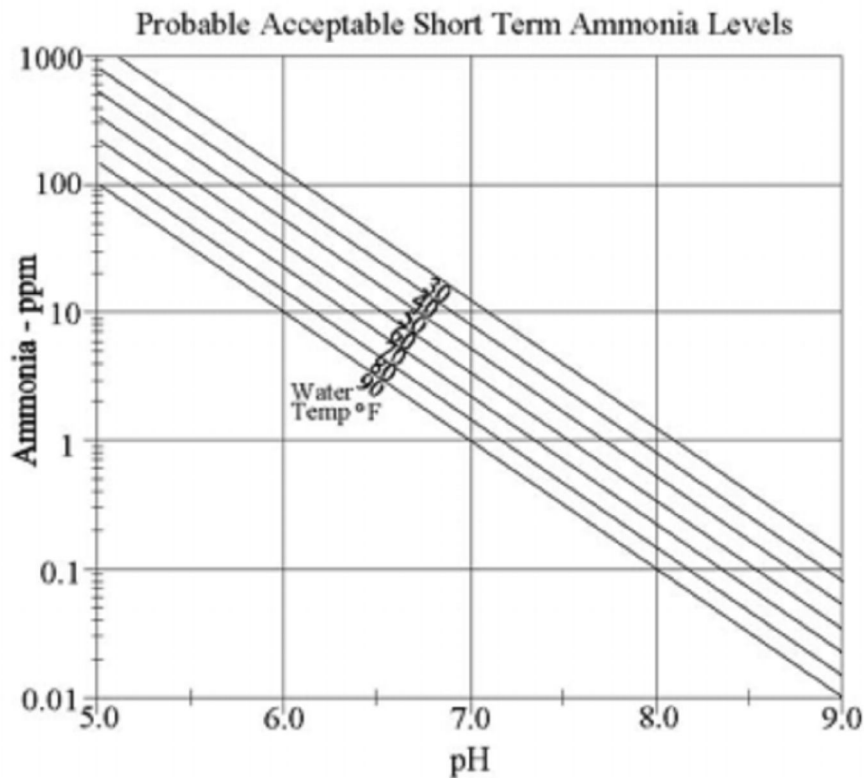
As with everything you must exercise judgment and common sense and do more frequent testing as events unfold. A good example is after a **pH Crash**:

Test acid/base balance, alkalinity and ammonia daily for the next several weeks. (Since several is more than 2 or 3 let's say about a month).

Test nitrite weekly for next two months. (Roark, 2000)

**So what do you need to test?** Again opinions are all over the place. The KHA program thinks the average pond owner can get by just testing **acid/base balance, ammonia and nitrite**, but recommends **alkalinity**; and, if adding salt, salinity. Any other tests are considered 'nice to have but not essential.' (Meck, 2004) Joe suggested replacing tests every year. A good way to do this is to write the purchase date on the kit and buy new reagents 1 year later. He also noted that pH reagents normally last 2 years. Alkalinity also lasts two years. (Meck, 2004)

Water itself is a very complex molecule ([http://en.wikipedia.org/wiki/Water\\_%28molecule%29](http://en.wikipedia.org/wiki/Water_%28molecule%29)) and that makes water quality complex.. All these parameters are **interrelated and interdependent**. Mess with one and you could possibly change one or more of the other parameters. I've been asked a number of times about the interrelationship between Ammonia (<http://en.wikipedia.org/wiki/Ammonia>), pH ("power of hydrogen" -- <http://en.wikipedia.org/wiki/PH>) and temperature (<http://en.wikipedia.org/wiki/Temperature>). Here is a chart that shows the **probable acceptable** short-term ammonia levels.



$$NH_3 = \frac{\text{Total Ammonia}}{(1 + 10^{[(0.0902 - \text{pH}) + (2730 / (273.2 + \text{Temperature}))])}}$$

(After Meck, 2004)

How to use the graph:

- Find where pH crosses the temp line in the table, and then read the ammonia level for that point.
- Any Ammonia reading at or above that point is toxic, requiring **immediate** action

Any Ammonia reading below that point is survivable if corrected **within 1-3 days**. (Meck, 2004)

**Note:** In the presence of chemicals that detoxify ammonia, only Nessler kits read incorrectly and are the reason why we suggest the use of a salicylate-based test kit. (Nessler kits use colorimetrics that change from clear to yellow or yellow

orange, while salicylate-based kits use colorimetrics that change from light yellow to bluish-green).

**Warning:** If your replacement water has a higher pH, contains ammonia or chloramines, then you may be making the problem worse if your replacement water isn't treated first.

To correct the ammonia levels in your pond do the following:

(after Meck, 2004)

pH	Established pond	New bio-converter / pond
	Increase aeration, adding supplemental air if possible	
	Stop Feeding for one week	Feed half rations for one week
	Check bio-converter for cleaning and clean as needed	Discontinue UV, ozone generators and foam fractionators
Below toxic	10 % Water Change	Chemically treat for 2 times ammonia detected ( I use Amquel +)
At toxic	25 % water change	
Any line above toxic	Move any surviving koi	
	Retest ammonia in 12 to 24 hrs and repeat above steps as needed.	

Whenever 0.25 ppm or more of nitrite is detected do the following:

(After Meck, 2004)

Nitrite	Established pond	New bio-converter / pond
	Increase aeration, adding supplemental air if possible	
	Stop Feeding for one week	Feed half rations for a week
	Discontinue UV, ozone generators and foam fractionators	
Less than 1 ppm	10 % Water Change	Add 1 lb salt / 100 gallons and maintain at 0.1 %
For all higher	Add supplemental aeration	
Between 1-2 ppm	25 % water change	Add 2 lb salt / 100 gallons and maintain at 0.2 %
Greater 2 ppm	50 % water change	Add 3 lb salt / 100 gallons and maintain at 0.3 %
	Retest nitrite in 24 hrs and repeat above steps as needed	

Technically, there should be 6 ppm of chloride ion present for every 1 ppm of nitrite ion to prevent toxicity So you would add 3 ml of salt / 100 gal for each 1 ppm of nitrite. (It takes 1.67 ppm of sodium chloride to equal 1 ppm of the chloride ion, so, you would need to add 10 ppm of salt for every 1 ppm of nitrite that is present.)

Next month we'll continue the series on water quality with the inter-relationships between alkalinity, hardness and pH and how to recover from the **dreaded pH Crash.**

**Harold Biggio**  
**Certified Advanced KHA**

**Sources:**

Biggio, Harold. *Koi CPR – Ulcers*. Newsletter: Atlanta Koi Club, Vol. 19, No 6, 2007.  
Meck, Norm. *Pond Water Chemistry*. The KHA: Course Sections. AKCA, Rev. 2001.  
Roark. *Water Quality*. Roark's Experimental Puddle. Ventura, Calif. 2000


**Professional Paving Stone & Design**  
**SPECIALIZING IN INTERLOCKING PAVERS**  
**DRIVEWAYS • WALKS • PATIOS**

PAVING STONE PIONEER OVER 33 YEARS  
 BELGARD AUTHORIZED INSTALLER  
 MODULAR RETAINING WALLS  
[www.professionalpavingstone.com](http://www.professionalpavingstone.com)  
[carlknill@cs.com](mailto:carlknill@cs.com)

FOR ESTIMATES - CELL: 678-231-1714  
 OFFICE/FAX: 770-424-6859

OWNER  
 CARL KNILL

# Atlanta Koi and Goldfish Show – 2008



This year's show was a large success, and to the volunteers who helped, we thank you! We want 2008 to be a success as well, and as such, we have already begun the planning.

Here's a brief understanding of how we put together the show. The Core Show Committee consists of a small group of club members who will each handle a particular area of the show. We will introduce ourselves and let you know our plans as the year progresses. Be sure to read each edition of the newsletter. We do really want this to be the club event of next year and you are invited to help! Our first mission is to gather ideas and suggestions.

As an example, what you have seen at our show or others that you liked, hated or wished to see. All comments are welcome and discussed. Below are a few questions to get you started:

- Do you have ideas on how to improve the show?
- Do you know how we get more publicity in local papers like the Marietta Journal, Creative Loafing, etc...example: I found an entire list at [http://dir.yahoo.com/Regional/U\\_S\\_States/Georgia/Metropolitan\\_Areas/Atlanta\\_Metro/News\\_and\\_Media/Newspapers?skw=newspapers+atlanta+metro](http://dir.yahoo.com/Regional/U_S_States/Georgia/Metropolitan_Areas/Atlanta_Metro/News_and_Media/Newspapers?skw=newspapers+atlanta+metro)
- Do you know any artisans that might want to exhibit at the show, our rate of \$200 per booth is very reasonable and folks spend money at these shows? The artisans do not need to be related to koi or goldfish hobbyists.

To submit your input or just ask show related questions, we have an email address to [koishow@atlantakoiclub.org](mailto:koishow@atlantakoiclub.org)

And please, if you would like to volunteer, but unsure of how to go about it, let us know. We'll help find something that you will enjoy doing, and if you'd like to learn, we're happy to buddy you up with someone.

We are hoping to see many of the same old faces, but just as important we hope to see many new faces as well!

**David Pugh**

*(Continued from page 2)*

You could buy a fish from \$5.00 to \$5,000.00, a cornucopia of nishikigoi, longfin and goldfish.

With a show as large as this there is sure to be some glitches. Due to an overbooked hall the banquet was bumped and was quickly relocated within easy walking distance of the show site at a horse arena. The dirt floor didn't phase anyone when they arrived and were met with an delicious array of hors d'oeuvres and, yes a bar. The buffet dinner was so fine and finished off with decadent desserts. The trophy table had me wishing I had been able to bring fish with me. Presentations started off with gifts for the hard working volunteers who made the show happen, and for the judges. The goldfish trophy for Grand Champion went to AKC's own Gaye Langley-Jones for her impressive Ranchu, a repeat win from our show. Gaye also gathered up Reserve Baby Grand Champion. Ron Mintz of Florida took home top honors in koi with a size 7 Kohaku awarded Supreme Grand Champion and Gin Rin "A" size 6 receiving Grand Champion "B".

Having made spur of the moment plans Gaye & I were unable to stay and enjoy the show on Sunday. We had to head home to Atlanta. It will be sometime before we will again be able to experience the big show. This because next spring the swallows will return to Capistrano, but it will be 2 years before Koi America returns to the east coast.

**THE POND PROFESSIONAL™**



**www.ThePondProfessional.com**

**Dave A. Jones**  
(770) 592-2273 office  
(770) 924-9589 fax  
(770) 924-1337 home



**Certified  
Master Pond  
Contractor**

Water Features      Landscaping      Tree Removal  
Retaining Walls      General Contracting      Koi & Goldfish

**www.PondDoc.com**



**LOG IN AND LEARN!**



# Treasurer's Report

Ron Scott



## Meeting Minutes for 14 October 2007

<b>Beginning balance:</b>		<b>\$2,695.27</b>
Club Store		\$750.00
Koi Show		\$7,746.00
Koi Auction		\$371.25
Misc.		\$42.00
Raffles - Monthly Meetings Only	\$42.00	
Membership		\$834.00
Member Badges	\$60.00	
Membership Dues	\$524.00	
Koi USA Subscription	\$100.00	
Vendor Sponsorship	\$150.00	
<b>Total Income</b>		<b>\$9,743.25</b>
Club Store		\$282.63
Electrical Cords	\$249.77	
Filling of Air Bottle	\$32.86	
Flower Show		
Insurance		
Koi Show		\$6,577.61
Misc.		\$150.00
Food at Club Meeting	\$150.00	
Newsletter		\$33.79
Pond Tour		
Membership		\$20.00
Koi USA Subscription	\$20.00	
<b>Total Expenses</b>		<b>\$7,064.03</b>
		<b>\$2,679.22</b>
Checkbook Ending Balance		<b>\$5,374.49</b>
Uncleared Transactions		<b>\$1,173.69</b>
Bank Statement		<b>\$6,548.18</b>

Executive members present were: David Boyd, Ron Scott, Herve Rijnveld, David Marier and Peggy Fricke.

Club President David Boyd called the meeting to order.

David Pugh then updated the club on the lessons learned from the 2007 Koi Show. Additionally, David, the 2008 Co-Chairperson, discussed some suggestions for the 2008 show. He proposed a new floor plan due to a change of floor space at Coastal. David asked for thoughts and suggestions. After much discussion from the membership David took all the suggestions and will present a new floor plan at a future meeting.


Susan Brown presented a request from a parent for assistance from the club in helping to clean up and repair the Koi pond at Children's Healthcare of Atlanta at Scottish Rite. After discussion the club voted to form a committee (David Pugh, David Boyd and Mike Roach) to investigate the condition of the pond and report back to the club of its findings and possible solutions.

Hal Brown, Nominating Committee Chairperson then called for the election of the new officers. The nominees were Michael Anderson, Gary Lee and Steve Castel for Vice President and Robin Smith and Steve Castel for Treasurer.

With a quorum of both officers and members the club voted. All the votes were counted and verified and our new Vice President is Michael Anderson and our new Treasurer is Steve Castel.

CONGRADULATIONS!! Michael and Steve!

The Meeting concluded and the club enjoyed good food and drink and Harvey's wonderful backyard and beautiful pond.  
Peggy Fricke, Secretary



**Atlanta Koi & Pond**  
Breeder & Dealer of Koi Pond Design & Construction Co.

*Thousands of High-Quality Koi just arrived from Japan with Japanese Health Department Certification (KHV Free & SVC Free) Plus 30 days local quarantine.*

11:00AM -- 6:00PM  
TUESDAY TO MONDAY **770-454-6799**

3291 Shallowford Rd., Chamblee, GA 30341



**qualityUVlamps.com**

Shop secure online!

**www.qualityUVlamps.com**  
Email: info@qualityuvlamps.com



# Holiday Gifts

Michael Anderson

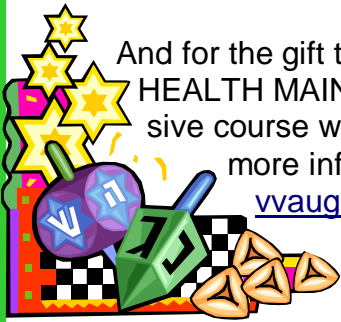
The end-of-the year holidays are fast approaching. It is time to drop some not-so-subtle hints about what you want. It is also time to shop for your significant-other koi keeper.

Two great gifts would be subscriptions to the two domestic koi magazines KOIUSA ([www.koiusa.com](http://www.koiusa.com)) and KOINATIONS ([www.koinations.com](http://www.koinations.com)). Subscriptions to KOIUSA are 1 year (6 issues) - \$24.95 2 years (12 issues) - \$42.95. Remember that subscriptions for members of AKCA clubs, such as Atlanta Koi Club, get a discount. Subscriptions to KOINATIONS are 6 Issues for just \$27.95 If you subscribe to both magazines...you can a new koi magazine every month during the year as their issues are in alternating months.

And speaking of subscriptions, consider one to KOIFIXX ([www.koifixx.com](http://www.koifixx.com)), the only koi DVD magazine. KOIFIXX subscriptions are 1year (6 issues) for \$84 per year.

Another great gift is a microscope. You are looking for one with at least 400x magnification, a mechanical stage (platform that holds the slides), and an iris diaphragm for good light control. One that comes to mind is the Sonlight Ultra Microscope (<http://www.sonlight.com/microscope.html>) for \$197.

And for the gift that keeps on giving, secure a seat in the 7<sup>th</sup> Annual KOI HEALTH MAINTENANCE COURSE for \$500. This three day intensive course will be held in Athens on February 15-17, 2008. For more information contact: Vicki Vaughan, [vvaughan@uga.edu](mailto:vvaughan@uga.edu), 706-247-6274.



Gaye Jones's Ranchu is Grand Champion Goldfish at Koi America 2007 !



Part of the show ring at Koi America.



Photos: Vicki Knill



**RE/MAX**  
of Buckhead  
**MIHOKO, ABR, CRS, GRI**  
International REALTOR®

4246 Peachtree Road  
Atlanta, Georgia 30319  
Cell: (770) 329-0405, Fax: (404) 237-3631  
Residence: (404) 321-9007  
Office: (404) 237-9011  
E-Mail: [mihoko3@bellsouth.net](mailto:mihoko3@bellsouth.net)  
Website: [Mihoko3.com](http://Mihoko3.com)

Each Office Independently Owned and Operated







It's All About  
The Bead!

**AQUACULTURE**  
SYSTEMS TECHNOLOGIES, L.L.C.  
Bead Filter Specialists

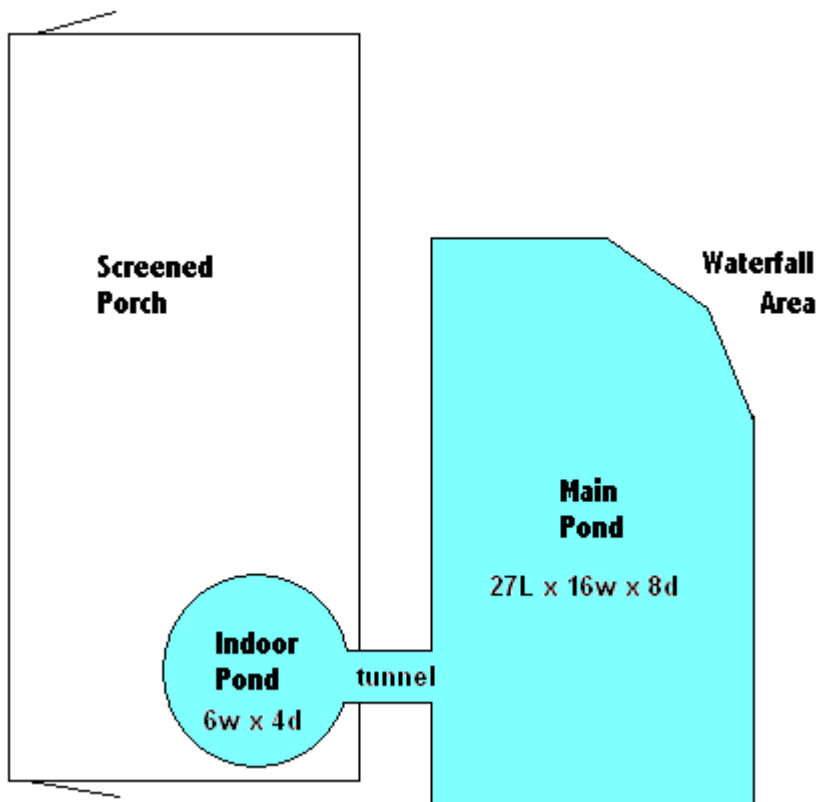
1.800.939.3659 • [www.BeadFilters.com](http://www.BeadFilters.com)

# Building our "Dream" Pond Smack dab in the middle of the worst drought in Georgia history!

By Herve Rijnveld - October 23, 2007

After our move to Gainesville, GA, in March 2007, we planned to build a koi pond we could really be proud of. It would employ some of the latest concepts in pond design with a healthy number of do-it-yourself touches. We wanted a raised pond to help keep out debris, discourage predators, and allow us to sit on the edge as we fed the fish. Also, since we firmly believe in the biological benefits of plants as well as their esthetic appeal in the pond area, plants would figure prominently in our completed design.

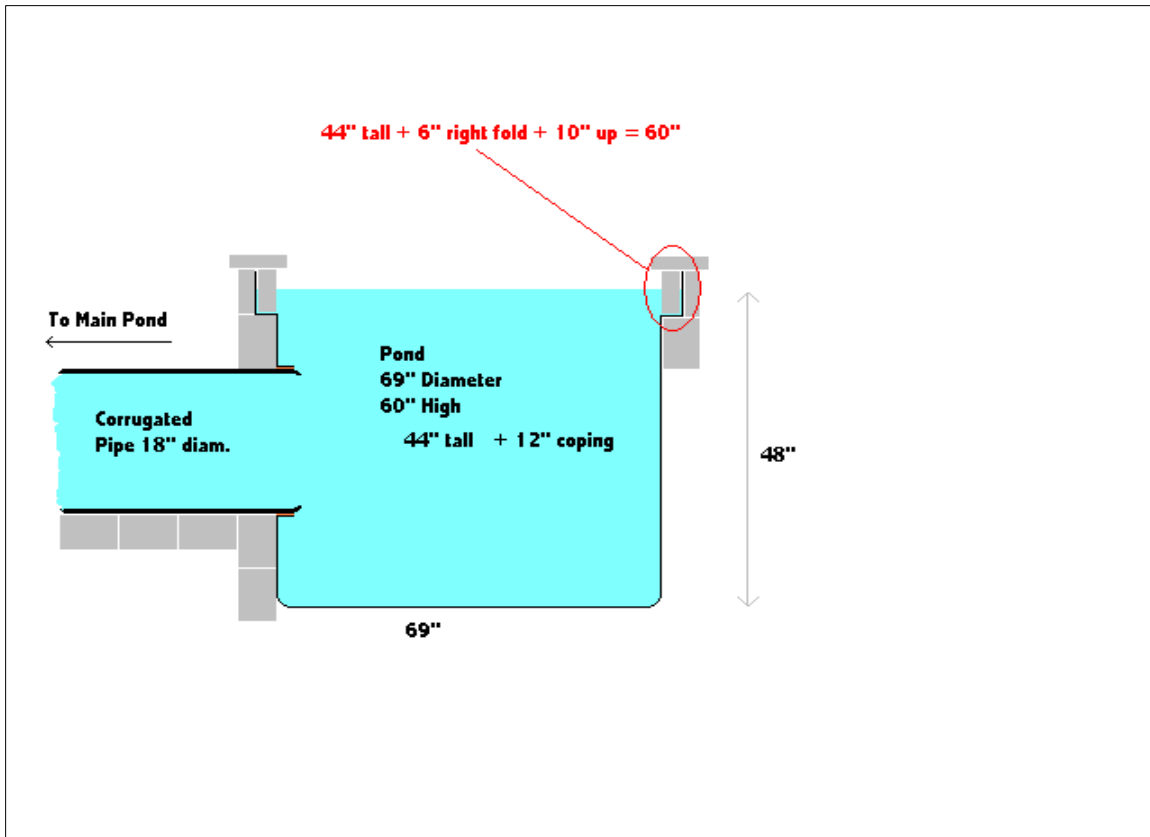
Financial considerations have caused us to compromise on the type of liner to use for the pond. We would have loved a spray-on liner, but will instead settle for either a Permalon or EPDM liner. Each type of liner has its benefits (\*), but after a lengthy lecture and demonstration by a certain "he who knows all", I've pretty well been convinced of the advantages in strength, light weight, and excellent adhesive properties of Permalon. Plus, as Mr. Dowden professes, ants eat EPDM ... not a good thing!



One of the more unique aspects of this pond will be to connect a second pond inside our screened porch to the main pond outside. We are still working out the details, but our latest plan is create a "tunnel" using a 5 foot length of 18 inch diameter pipe and gluing each end to the respective pond liners. We'll revisit that challenge later.

**MICROBE-LIFT®**  
**All Natural, Earth-Friendly Pond Products**  
*Preview our new expanded line of pond and koi products*  
 Visit our website at:  
**www.microbelift.com**  
**Ecological Laboratories INC.**  
 Solving Environmental Problems Naturally Since 1976

**KOL KOI**  
 Pond and Water Garden  
**Blackwater Creek Koi Dealer**  
 Josette Costa  
 Owner  
 www.kolkoi.com  
 info@kolkoi.com  
 2908 Moon Station Road  
 Kennesaw, Georgia 30144  
 Phone: 678.932.9277  
 Fax: 678.659.9904



While the goal was to have a working pond in place before the onset of winter, we have been forced to delay our plans due to the extreme nature of the drought. Weather permitting we hope to complete this project by Spring 2008.

A final note, this whole project draws heavily on the knowledge and experience gained from our participation in the Atlanta Koi Club. It truly is a major undertaking, so we gratefully acknowledge the helpful advice, support, and encouragement from our koi-kichi friends in the Club!

Stage 1 - Excavation



Ground breaking takes place September 9<sup>th</sup>, 2007. AKC Club Pirate Cap'n Carl Knill, at the helm of his dozer reports for duty.

The original design called for an area 20 feet long x 12 feet wide x 8 feet deep. This would yield a volume of 14,400 gallons. Inside the screened porch we'd have a second smaller pond, 6 feet round in diameter and approximately 4 feet deep, which yields another 700+ gallons. By the time you add the water in the various pipes and filters, etc, our total pond volume was expected to be around 16,000 gallons.



We outlined the area to excavate and Carl started digging. Much rock and hard clay had to be removed. The excavated material was nicely distributed to reclaim some level terrain on sloping sections of our lot.



A partial trench was dug near the porch that would eventually connect the main pond to the indoor pond. And a large trench was dug to accommodate the various pipes needed for bottom drains, etc. The completed excavation ended up bit larger than anticipated and came in at 23 feet x 14 feet x 8 feet deep.





Since we wanted a raised edge for our pond it was now necessary to build a footer for the cinder block wall. We decided on a footer 6 inches deep and 1 foot wide, which meant that first a trench had to be dug all the way around the pond, by hand of course.

A friendly neighbor had some fancy leveling equipment, and with his help we noted the various heights around the perimeter to ensure a uniform dig.

2 days with the pickaxe and shovel and much sweat later, the trench was ready for concrete. The trench was dug safely away from the edge of the pond. While this increased the firmness of the foundation, it also increased the size of our pond

boundaries. *Warning to future pond builders: make sure you leave plenty of room for the footer when you outline your pond. It is always easier to dig wider later, than to fill back in!*



Dual lengths of rebar were laid like a railroad tracks around the perimeter for added strength. Also, at this time we laid a length of 30 amp 4-strand electrical wire in the footer trench, running from the house to the opposite end of the pond where the filter pit would eventually be dug. This wire would be safely encased in concrete once the footer was poured.

One challenge was how to accommodate the 2 deep trenches on either side of the pond. We decided on bridges made out of treated 2"x12" lumber. Then the crews got to work, mixing and pouring cement like crazy. By day's end the footer was done, and vertical rebar was hammered every 18 inches into the still wet footer and ground below. These would form anchors for the cinder blocks.



Stage 3 – Cinder Block Wall



Bill Fricke graciously spent a Sunday afternoon helping to level the site once more. Using a simple water-level (50 foot long 3/8" hose filled with water) we measured and re-measured all around the perimeter. This was a great help in guiding the block layers.

While the footer was curing I started work on the 2 main bottom drains. They were fitted, leveled, and concreted in place. Our plans call for 2 more bottom drains to be installed later.

Once the footer had hardened, work began on the wall. It took several days to complete the 2 block high wall. The cavities were filled with concrete, which together with the rebar make for a very strong structure. *Advice: partially fill block cavities with loose rocks, otherwise you'll use lots and lots of concrete.*



The finished dimensions of the pond, measured from the inside wall edges ended up being 27 feet long x 16.5 feet wide x 9 feet deep (yep, forgot to add the height of the wall before). That equates to more than 29,000 gallons in a perfect rectangle! Since we designed one side to be at a diagonal to accommodate a waterfall, both this and the sloped walls would reduce the eventual volume of the pond.

Yet, it was still too big for our liking, so we decided that once the bottom drains were installed, the floor would be back-filled, shaped, and raised by a few feet, to an eventual depth of 7 feet. Ideally we'd like no more than 20,000 gallons in the system.

In the next issue I'll discuss the drains, skimmers, and ideas for our filtration system.

(\* *Permalon vs EPDM liners will be reviewed in a future issue.*



# Membership

Susan Brown <sup>13</sup>

One of the agendas for the October meeting was elections for the Office of Vice President and Treasurer. I want to thank David Marier and Ron Scott for their past service and jobs well done. Also I would like to thank the nominating committee who did an excellent job. All of the candidates were extremely qualified and Atlanta Koi Club was lucky to have them on the ballot.

Congratulations to the newly elected Vice President, Michael Anderson with his knowledge, connections and past experience, I know our club will benefit with some interesting and informative meetings. Also congratulations go to the new Treasurer, Steve Castell whom is extremely qualified with the knowledge and experience he has in running his own successful company. Atlanta Koi Club is fortunate to have them serve.

November is the last AKC meeting for 2007. I expect a very exciting 2008 and hope the members whose memberships are due in January 2008 will renew to enjoy the upcoming year.

The October meeting was held at Harvey Siskin's pond. Everything was beautiful and the food delicious. Special thanks Harvey. We had 34 members who attended and 2 guests. AKC now has 165 members plus 10 Sponsors.

## MEMBERSHIP APPLICATION ATLANTA KOI CLUB

"Dedicated to Sharing the Joy of Keeping Koi"

[www.AtlantaKoiClub.org](http://www.AtlantaKoiClub.org)



Date: \_\_\_\_\_ Check No.: \_\_\_\_\_ Check Amount: \_\_\_\_\_

Type of Membership: Household: \$50 for 1 Yr. \_\_\_\_\_; \$90 for 2 Yrs. \_\_\_\_\_  
(Check One) Individual: \$30 for 1 Yr. \_\_\_\_\_; \$54 for 2 Yrs. \_\_\_\_\_  
Sponsor: \$150 for 1 Yr. \_\_\_\_\_

Other: KOI USA Magazine Subscription: \$20 for 1 Yr. \_\_\_\_\_  
\*Name Badges: \$5 each. \_\_\_\_\_

Names: \_\_\_\_\_ & \_\_\_\_\_  
          First                      Last                      First                      Last

Address: \_\_\_\_\_

City: \_\_\_\_\_ State: \_\_\_\_\_ Zip: \_\_\_\_\_

Best Phone: \_\_\_\_\_ Best Email: \_\_\_\_\_

AKC is a volunteer organization. We need as much help and support as you can provide, no matter how insignificant. In which of the following areas can you help?

Host Meeting \_\_\_\_, Pond Tour \_\_\_\_, Auction \_\_\_\_, Koi Show \_\_\_\_, Hold Office \_\_\_\_, Flower Show \_\_\_\_

To save money, we provide our newsletter in color via email several days earlier than mailed copies.

Would you like to receive your newsletter via email? Yes or No.

We try to publish a membership roster annually. It is given only to club members and AKCA, the Associated Koi Clubs of America. May we publish your address, phone number and email? Yes or No.

Make checks payable to **Atlanta Koi Club** and submit with application to:  
**Susan G. Brown, 191 Kings Row, Marietta, GA 30067.**

\* Please consider buying **Name Badges**. For only \$5, you will get to know and be known by everyone and also receive a free raffle ticket every time you wear your badge to a Club Meeting.

**Fall Social Sunday, 11 November 07**  
**Officers meet at 1 Members meet at 2**  
**It's a Tapas Party.**  
**Bring appetizers to share.**  
**Bring lawn chairs.**  
**Directions are in your announcement letter.**

